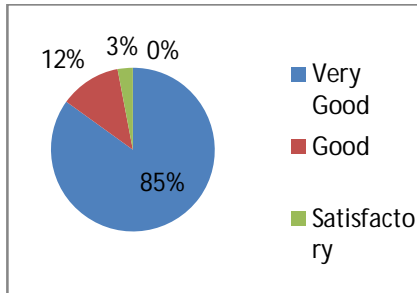


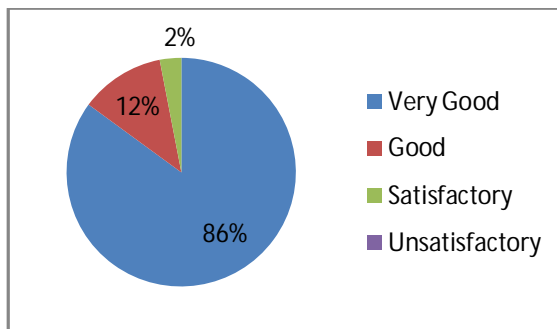
2.7.1 Student Satisfaction Survey (SSS) 2018-2019

Feedback received from B.A. students



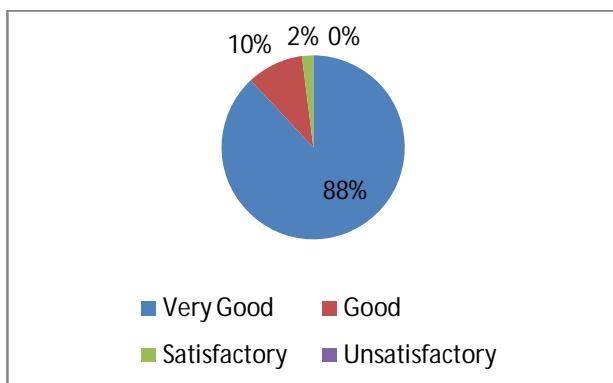
| | |
|----------------|-----|
| Very Good | 85% |
| Good | 12% |
| Satisfactory | 3% |
| Unsatisfactory | 0% |

Feedback received from B.Sc. students



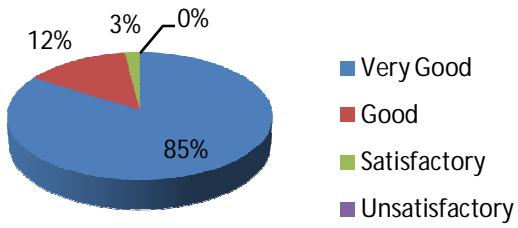
| | |
|----------------|-----|
| Very Good | 86% |
| Good | 12% |
| Satisfactory | 2% |
| Unsatisfactory | 0% |

Feedback received from B.Com. students



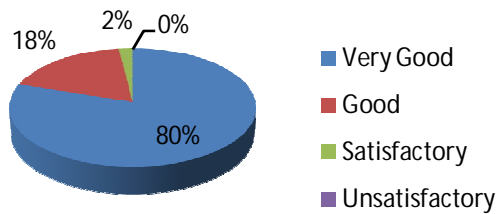
| | |
|----------------|-----|
| Very Good | 88% |
| Good | 10% |
| Satisfactory | 2% |
| Unsatisfactory | 0% |

Feedback received from B.B.A. students



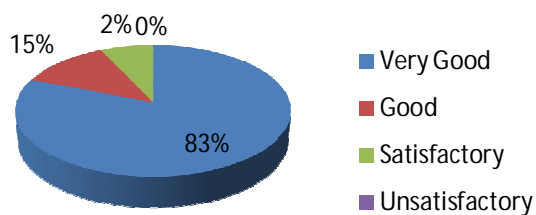
| | |
|----------------|-----|
| Very Good | 85% |
| Good | 12% |
| Satisfactory | 3% |
| Unsatisfactory | 0% |

Feedback received from B.C.A. students



| | |
|----------------|-----|
| Very Good | 80% |
| Good | 18% |
| Satisfactory | 2% |
| Unsatisfactory | 0% |

Feedback received from P.G. students



| | |
|----------------|-----|
| Very Good | 83% |
| Good | 15% |
| Satisfactory | 2% |
| Unsatisfactory | 0% |